

AVVOLGIBILI

AVVOLGIBILI IN PVC

TECNICA 48

L'avvolgibile in TECNICA 48 è realizzata con stecche auto-aggiungenti a doppia parete con intersezioni di irrigidimento. Il profilo presenta una sezione piatta all'esterno pensata in modo da scongiurare il possibile collassamento dell'avvolgibile in alcuni punti dovuti all'esposizione solare. La parte interna, viene mantenuta bombata consentendo all'avvolgibile di mantenere ingombri ridottissimi. Viene fabbricata con materia prima di altissima qualità. Vengono effettuati direttamente in linee di produzione: bloccaggio stecca, fori di areazione perfettamente allineati e l'assemblaggio del telo risulta sempre uniforme. Si consiglia per colori particolari un rinforzo in acciaio ad H. Fabbricata secondo normativa UNI EN 13659:2009

BLOCCAGGIO STECCA



CARATTERISTICHE TECNICHE

Dimensione profilo:
12.5x55mm

Peso per mq:
C.ca 4,5 Kg

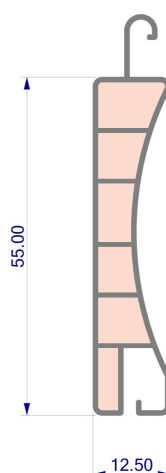
Massima larghezza di impiego:
1900 mm

Barre per un metro di altezza:
18

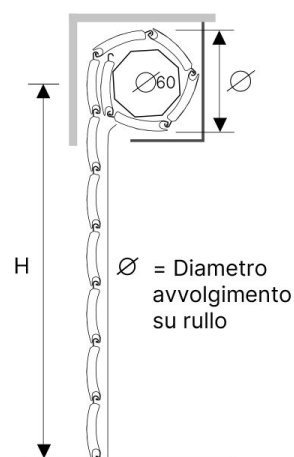
Altezza teloSu rullo diam. 60

1000	155
1200	165
1300	170
1400	175
1500	180
1600	185
1700	190
1800	190
1900	195
2000	200
2200	210
2400	220
2600	230
2800	240
3000	245
3300	255

PROFILO

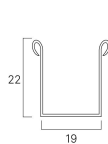


DIAMETRO DI ARROTOLAMENTO

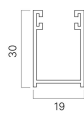


GUIDE COMPATIBILI

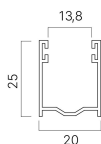
GUIDE COMPATIBILI PER NUOVE REALIZZAZIONI



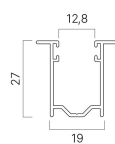
in ferro
19 x 22 mm



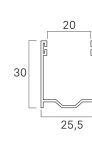
in allum. GA19
19 x 30 mm



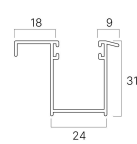
in allum. GA25
20 x 25 mm



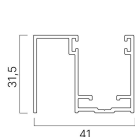
in allum. GA26
19 x 27 mm



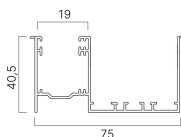
in allum. GA27
25,5x30mm



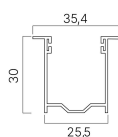
in allum. GA31
24 x 31 mm



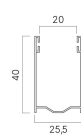
in allum. GA32
41 x 31,5 mm



in allum. GA33
75 x 40,5 mm

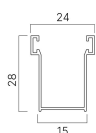


in allum. GA34
25,5 x 30 mm

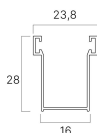


in allum. GA40
25,5 x 40 mm

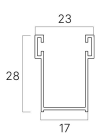
GUIDE COMPATIBILI PER SOSTITUZIONE



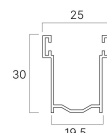
in allum. GA14
15 x 28 mm



in allum. GA16
16 x 28 mm

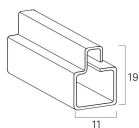


in allum. GA28
17 x 28 mm

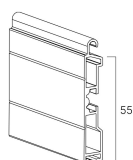


in allum. GA30
19,5 x 30 mm

TERMINALI COMPATIBILI

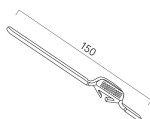


in ferro
11 x 19 mm



in alluminio 14x55
55 mm

CATENACCIOLI

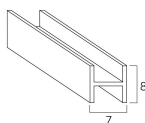


Catenacciolo per terminale

150 mm
600 mm
800 mm

BLINDATURA


1000 mm



per avvolgibili
7 x 8 mm

COLORI DISPONIBILI

TINTA UNITA



TINTA LEGNO

